



## **FURON**<sup>®</sup> **GRAB SEAL**<sup>™</sup> **FITTINGS**

SEALING SOLUTION FOR  
FLUOROPOLYMER  
TUBING

Furon Grab Seal fittings offer a complete line of fittings to match the general configuration you will encounter when doing basic plumbing for liquid or gas installation. Its simple construction, combined with premium raw materials, ensure reliable and safe connection solutions. Installation doesn't require any specific tubing beside a tube cutter for clean tube cuts, which are critical for the sealing quality of this fitting.

### **APPLICATIONS**

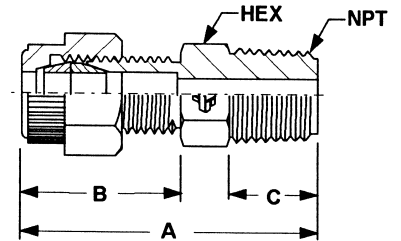
The Furon Grab Seal fitting offers a simple solution to help with the transfer of liquid or gas for demanding applications in various industries where simplicity, high-purity and chemical resistance is a must.

### **FEATURES AND BENEFITS**

- Fluoropolymer construction
- Ideally used with:
  - Furon HP PFA 400 Tubing
  - Furon PFA
  - Furon FEP
- Large variety of configuration:
  - Tee
  - Cap
  - Reducer
  - Elbow
- Transition fitting to other connection style:
  - NPT connections
  - FuseBond<sup>™</sup> connections
- No specific tool required
- Simple & easy installation

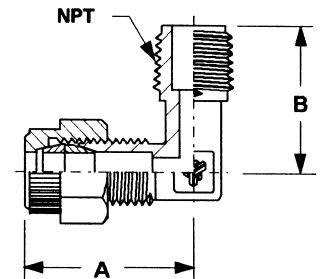
## FURON UNION ADAPTER MALE | MALE NPT THREADS

| Description | O.D. Tube Size |       | Male NPT Size | Orifice |       | A    |      | B    |      | C    |      | HEX Flat |      |
|-------------|----------------|-------|---------------|---------|-------|------|------|------|------|------|------|----------|------|
|             | in             | mm    |               | in      | mm    | in   | mm   | in   | mm   | in   | mm   | in       | mm   |
| IMP22UAM    | 1/8            | 3.2   | 1/8           | 0.09    | 2.3   | 1.21 | 30.7 | 0.54 | 13.7 | 0.40 | 10.1 | 0.45     | 11.4 |
| IMP24UAM    |                |       | 1/4           |         |       | 1.31 | 33.2 |      |      | 0.50 | 12.7 | 0.50     | 12.7 |
| IMP42UAM    | 1/4            | 6.1   | 1/8           | 0.19    | 4.8   | 1.23 | 31.2 | 0.59 | 15.0 | 0.40 | 10.1 | 0.44     | 11.2 |
| IMP44UAM    |                |       | 1/4           |         |       | 1.33 | 33.8 |      |      | 0.50 | 12.7 | 0.50     | 12.7 |
| IMP46UAM    |                |       | 3/8           |         |       | 1.43 | 36.3 |      |      | 0.63 | 16.0 | 0.68     | 17.3 |
| IMP48UAM    |                |       | 1/2           |         |       | 1.54 | 39.1 |      |      | 0.87 | 22.1 | 0.87     | 22.1 |
| IMP62UAM    | 3/8            | 9.5   | 1/8           | 0.31    | 7.9   | 1.36 | 34.5 | 0.67 | 17.0 | 0.40 | 10.1 | 0.68     | 17.3 |
| IMP64UAM    |                |       | 1/4           |         |       | 1.46 | 37.1 |      |      | 0.50 | 12.7 | 0.68     | 17.3 |
| IMP66UAM    |                |       | 3/8           |         |       | 1.45 | 36.8 |      |      | 0.63 | 16.0 | 0.63     | 16.0 |
| IMP68UAM    |                |       | 1/2           |         |       | 1.59 | 40.4 |      |      | 0.87 | 22.1 | 0.87     | 22.1 |
| IMP84UAM    | 1/2            | 12.7  | 1/4           | 0.29    | 7.4   | 1.54 | 39.1 | 0.75 | 19.0 | 0.50 | 12.7 | 0.87     | 22.1 |
| IMP86UAM    |                |       | 3/8           | 0.42    | 10.7  | 1.68 | 42.7 |      |      | 0.63 | 16.0 |          |      |
| IMP88UAM    |                |       | 1/2           | 0.46    | 11.7  | 1.97 | 50.0 |      |      | 0.80 | 20.3 | 1.12     | 28.4 |
| IMP812UAM   |                |       | 3/4           | 0.68    | 17.3  | 1.89 | 48.0 |      |      | 0.63 | 16.0 | 1.38     | 35.0 |
| IMP128UAM   | 3/4            | 19.05 | 1/2           | 0.68    | 17.3  | 2.02 | 51.3 | 0.84 | 21.3 | 0.80 | 20.3 | 1.38     | 35.0 |
| IMP1212UAM  |                |       | 3/4           |         |       | 2.19 | 55.6 |      |      | 0.94 | 23.9 | 1.38     | 35.0 |
| IMP1216UAM  |                |       | 1             |         |       | 2.28 | 57.9 |      |      | 0.94 | 23.9 | 1.38     | 35.0 |
| IMP1612UAM  | 1              | 25.4  | 3/4           | 0.75    | 19.05 | 2.15 | 54.6 | 0.84 | 21.3 | 0.80 | 20.3 | 1.38     | 35.0 |
| IMP1616UAM  |                |       | 1             | 0.94    | 23.9  | 2.28 | 57.9 |      |      | 0.94 | 23.9 | 1.38     | 35.0 |



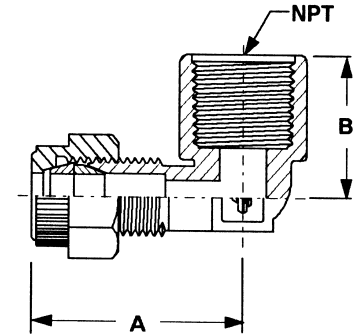
## FURON ELBOW ADAPTER MALE | MALE NPT THREADS

| Description | O.D. Tube Size |       | Male NPT Size | Orifice |       | A    |      | B    |      |
|-------------|----------------|-------|---------------|---------|-------|------|------|------|------|
|             | in             | mm    |               | in      | mm    | in   | mm   | in   | mm   |
| IMP22EAM    | 1/8            | 3.17  | 1/8           | 0.09    | 2.3   | 1.11 | 2.8  | 0.72 | 18.3 |
| IMP24EAM    |                |       | 1/4           |         |       | 0.80 | 20.3 | 0.78 | 19.8 |
| IMP42EAM    | 1/4            | 6.09  | 1/8           | 0.19    | 4.8   | 0.81 | 20.6 | 0.71 | 18.0 |
| IMP44EAM    |                |       | 1/4           |         |       | 0.97 | 24.6 | 0.85 | 21.6 |
| IMP46EAM    |                |       | 3/8           |         |       | 0.92 | 23.4 | 0.85 | 21.6 |
| IMP62EAM    |                |       | 1/8           |         |       | 0.94 | 23.9 | 0.95 | 24.1 |
| IMP64EAM    | 3/8            | 9.5   | 1/4           | 0.31    | 7.9   | 0.94 | 23.9 | 0.95 | 24.1 |
| IMP66EAM    |                |       | 3/8           |         |       | 1.03 | 26.2 | 1.05 | 26.7 |
| IMP68EAM    |                |       | 1/2           |         |       | 1.03 | 26.2 | 1.05 | 26.7 |
| IMP84EAM    | 1/2            | 12.7  | 1/4           | 0.42    | 10.7  | 1.01 | 25.7 | 1.13 | 28.7 |
| IMP86EAM    |                |       | 3/8           |         |       | 1.09 | 27.7 | 1.13 | 28.7 |
| IMP88EAM    |                |       | 1/2           |         |       | 1.09 | 27.7 | 1.13 | 28.7 |
| IMP812EAM   |                |       | 3/4           |         |       | 1.30 | 33.0 | 1.50 | 38.1 |
| IMP128EAM   | 3/4            | 19.05 | 1/2           | 0.50    | 12.7  | 1.32 | 33.5 | 1.38 | 35.1 |
| IMP1212EAM  |                |       | 3/4           | 1.33    | 33.8  | 1.50 | 38.1 |      |      |
| IMP1216EAM  |                |       | 1             | 1.51    | 38.4  | 1.75 | 44.5 |      |      |
| IMP1612EAM  | 1              | 25.4  | 3/4           | 0.75    | 19.05 | 1.71 | 43.4 | 1.75 | 44.5 |
| IMP1616EAM  |                |       | 1             | 0.94    | 23.9  | 1.88 | 47.8 |      |      |



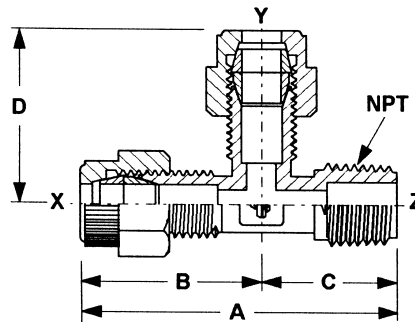
## FURON ELBOW ADAPTER FEMALE | FEMALE NPT THREADS

| Description | O.D. Tube Size |       | Female NPT Size | Orifice |      | A    |      | B    |      |
|-------------|----------------|-------|-----------------|---------|------|------|------|------|------|
|             | in             | mm    |                 | in      | mm   | in   | mm   | in   | mm   |
| IMP44EAF    | 1/4            | 6.09  | 1/4             | 0.09    | 2.3  | 1.03 | 26.2 | 0.80 | 20.3 |
| IMP64EAF    | 3/8            | 9.5   |                 | 3/8     | 0.31 | 7.9  | 1.07 | 27.2 | 1.00 |
| IMP66EAF    |                |       | 1.12            |         |      |      | 28.5 |      |      |
| IMP68EAF    |                |       | 1/2             | 12.7    | 1.31 | 33.3 | 1.12 | 28.5 |      |
| IMP86EAF    | 3/8            | 0.44  | 11.2            |         | 1.18 | 30.0 |      |      |      |
| IMP88EAF    | 1/2            | 0.40  | 10.2            |         | 1.31 | 33.3 | 1.25 | 31.8 |      |
| IMP1212EAF  | 3/4            | 19.05 | 3/4             | 0.68    | 17.3 | 1.41 | 35.9 | 1.62 | 41.2 |
| IMP1616EAF  | 1              | 25.4  | 1               | 0.94    | 23.9 | 1.62 | 41.2 | 1.88 | 47.8 |



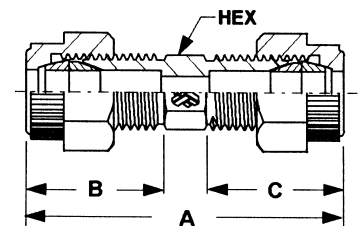
## FURON MALE RUN TEE | MALE NPT THREADS

| Description | O.D. Tube Size X |       | O.D. Tube Size Y |       | Male NPT Size Z | Orifice |      | A    |      | B    |      | C    |      | D    |      |
|-------------|------------------|-------|------------------|-------|-----------------|---------|------|------|------|------|------|------|------|------|------|
|             | in               | mm    | in               | mm    |                 | in      | in   | mm   | in   | mm   | in   | mm   | in   | mm   | in   |
| IMP2MRT     | 1/8              | 3.17  | 1/8              | 3.17  | 1/8             | 0.09    | 2.3  | 1.51 | 38.4 | 0.74 | 17.5 | 0.78 | 19.8 | 0.74 | 17.5 |
| IMP4MRT     | 1/4              | 6.09  | 1/4              | 6.09  | 1/4             | 0.19    | 4.8  | 1.66 | 42.2 | 0.81 | 20.6 | 0.85 | 21.6 | 0.81 | 20.6 |
| IMP6MRT     | 3/8              | 9.5   | 3/8              | 9.5   | 3/8             | 0.31    | 7.9  | 1.88 | 47.8 | 0.94 | 23.9 | 0.94 | 23.9 | 0.94 | 23.9 |
| IMP8MRT     | 1/2              | 12.7  | 1/2              | 12.7  | 1/2             | 0.44    | 11.2 | 2.35 | 59.7 | 1.12 | 28.5 | 1.23 | 31.2 | 1.12 | 28.5 |
| IMP12MRT    | 3/4              | 19.05 | 3/4              | 19.05 | 3/4             | 0.69    | 17.5 | 2.99 | 76.0 | 1.49 | 37.9 | 1.50 | 38.1 | 1.49 | 37.9 |
| IMP16MRT    | 1                | 25.4  | 1                | 25.4  | 1               | 0.94    | 23.9 | 3.59 | 91.2 | 1.71 | 43.4 | 1.88 | 47.8 | 1.71 | 43.4 |



## FURON STRAIGHT UNION

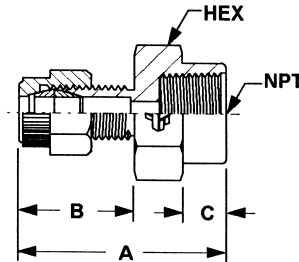
| Description | O.D. Tube Size |       | Orifice |      | A    |      | B    |       | C    |       | HEX Flat |      |
|-------------|----------------|-------|---------|------|------|------|------|-------|------|-------|----------|------|
|             | in             | mm    | in      | mm   | in   | mm   | in   | mm    | in   | mm    | in       | mm   |
| IMP2SU      | 1/8            | 3.17  | 0.09    | 2.3  | 1.49 | 37.1 | 0.54 | 13.7  | 0.54 | 13.7  | 0.38     | 9.7  |
| IMP4SU      | 1/4            | 6.09  | 0.19    | 4.8  | 1.39 | 35.3 | 0.56 | 14.2  | 0.56 | 14.2  |          |      |
| IMP6SU      | 3/8            | 9.5   | 0.31    | 7.9  | 1.55 | 39.4 | 0.59 | 15.0  | 0.59 | 15.0  | 0.68     | 17.3 |
| IMP8SU      | 1/2            | 12.7  | 0.44    | 11.2 | 1.70 | 43.2 | 0.66 | 16.8  | 0.66 | 16.8  | 0.87     | 22.1 |
| IMP12SU     | 3/4            | 19.05 | 0.69    | 17.5 | 1.99 | 50.6 | 0.75 | 19.05 | 0.75 | 19.05 | 1.38     | 35.1 |
| IMP16SU     | 1              | 25.4  | 0.94    | 23.9 | 2.18 | 55.4 | 0.84 | 21.3  | 0.84 | 21.3  |          |      |



# Furon® Grab Seal™ Fittings

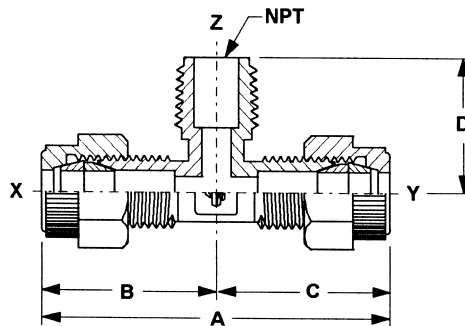
## FURON UNION ADAPTER FEMALE | FEMALE NPT THREADS

| Description | O.D. Tube Size |       | Female NPT Size | Orifice |      | A    |      | B    |       | C    |      | HEX Flat |      |      |      |
|-------------|----------------|-------|-----------------|---------|------|------|------|------|-------|------|------|----------|------|------|------|
|             | in             | mm    | in              | in      | mm   | in   | mm   | in   | mm    | in   | mm   | in       | mm   |      |      |
| IMP42UAF    | 1/4            | 6.09  | 1/8             | 0.19    | 4.8  | 1.14 | 29.0 | 0.56 | 14.2  | 0.31 | 7.9  | 0.56     | 14.2 |      |      |
| IMP44UAF    |                |       | 1/4             |         |      | 1.28 | 41.4 |      |       | 0.34 | 8.6  | 0.94     | 23.9 |      |      |
| IMP46UAF    |                |       | 3/8             |         |      | 1.24 | 31.5 |      |       | 0.31 | 7.9  | 1.0      | 25.4 |      |      |
| IMP48UAF    |                |       | 1/2             |         |      | 1.33 | 33.8 |      |       | 0.40 | 10.2 | 1.13     | 28.7 |      |      |
| IMP62UAF    | 3/8            | 9.5   | 1/8             | 0.31    | 7.9  | 1.27 | 32.3 | 0.59 | 15.0  | 0.30 | 7.6  | 0.69     | 17.5 |      |      |
| IMP64UAF    |                |       | 1/4             |         |      | 1.28 | 32.5 |      |       | 0.32 | 8.1  | 0.94     | 23.9 |      |      |
| IMP66UAF    |                |       | 3/8             |         |      | 1.36 | 34.5 |      |       | 0.31 | 7.9  | 1.0      | 25.4 |      |      |
| IMP68UAF    |                |       | 1/2             |         |      | 1.34 | 34.0 |      |       | 0.40 | 10.2 | 1.13     | 28.7 |      |      |
| IMP84UAF    | 1/2            | 12.7  | 1/4             | 0.45    | 11.4 | 1.36 | 34.5 | 0.67 | 17.0  | 0.30 | 7.6  | 0.88     | 22.4 |      |      |
| IMP86UAF    |                |       | 3/8             |         |      | 1.36 | 34.5 |      |       | 0.32 | 8.1  | 1.13     | 28.7 |      |      |
| IMP88UAF    |                |       | 1/2             |         |      | 1.46 | 37.1 |      |       | 0.42 | 10.7 | 1.38     | 35.1 |      |      |
| IMP812UAF   |                |       | 3/4             |         |      | 1.56 | 39.6 |      |       | 0.38 | 9.6  | 1.63     | 41.4 |      |      |
| IMP128UAF   | 3/4            | 19.05 | 1/2             | 0.69    | 17.5 | 1.63 | 14.4 | 0.73 | 18.5  | 0.40 | 10.2 | 1.75     | 44.5 |      |      |
| IMP1212UAF  |                |       | 3/4             |         |      | 1.68 | 47.8 | 0.75 | 19.05 |      |      |          |      | 1.63 | 41.4 |
| IMP1216UAF  |                |       | 1               |         |      | 1.88 | 47.8 | 0.63 | 16.0  |      |      |          |      | 1.75 | 44.5 |
| IMP1616UAF  |                |       | 1               |         |      | 25.4 | 0.94 | 23.9 | 1.96  |      |      |          |      | 49.8 | 0.84 |



## FURON MALE BRANCH TEE | MALE NPT THREADS

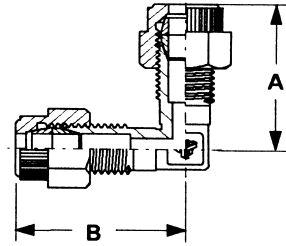
| Description | O.D. Tube Size X |       | O.D. Tube Size Y |       | Male NPT Size Z | Orifice |      | A    |      | B    |      | C    |      | D    |      |
|-------------|------------------|-------|------------------|-------|-----------------|---------|------|------|------|------|------|------|------|------|------|
|             | in               | mm    | in               | mm    | in              | in      | mm   | in   | mm   | in   | mm   | in   | mm   | in   | mm   |
| IMP2MBT     | 1/8              | 3.17  | 1/8              | 3.17  | 1/8             | 0.09    | 2.3  | 1.48 | 37.6 | 0.74 | 17.5 | 0.74 | 17.5 | 0.78 | 19.8 |
| IMP4MBT     | 1/4              | 6.09  | 1/4              | 6.09  | 1/4             | 0.19    | 4.8  | 1.62 | 41.2 | 0.81 | 20.6 | 0.81 | 20.6 | 0.82 | 20.8 |
| IMP6MBT     | 3/8              | 9.5   | 3/8              | 9.5   | 3/8             | 0.31    | 7.9  | 1.88 | 47.8 | 0.94 | 23.9 | 0.94 | 23.9 | 0.94 | 23.9 |
| IMP8MBT     | 1/2              | 12.7  | 1/2              | 12.7  | 1/2             | 0.44    | 11.2 | 2.24 | 57.0 | 1.12 | 28.5 | 1.12 | 28.5 | 1.23 | 31.2 |
| IMP12MBT    | 3/4              | 19.05 | 3/4              | 19.05 | 3/4             | 0.69    | 17.5 | 2.98 | 75.7 | 1.49 | 37.9 | 1.49 | 37.9 | 1.50 | 38.1 |
| IMP16MBT    | 1                | 25.4  | 1                | 25.4  | 1               | 0.94    | 23.9 | 3.42 | 86.9 | 1.71 | 43.4 | 1.71 | 43.4 | 1.88 | 47.8 |



# Furon® Grab Seal™ Fittings

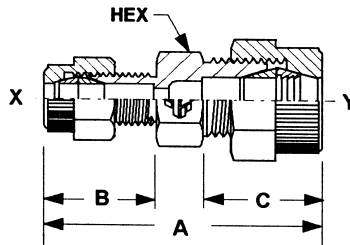
## FURON UNION ELBOW

| Description | O.D. Tube Size |       | Orifice |      | A    |       | B    |       |
|-------------|----------------|-------|---------|------|------|-------|------|-------|
|             | in             | mm    | in      | mm   | in   | mm    | in   | mm    |
| IMP2UE      | 1/8            | 3.17  | 0.09    | 2.3  | 0.94 | 23.88 | 0.94 | 23.88 |
| IMP4UE      | 1/4            | 6.09  | 0.19    | 4.8  | 1.19 | 30.23 | 1.19 | 30.23 |
| IMP6UE      | 3/8            | 9.5   | 0.31    | 7.9  | 1.31 | 33.27 | 1.31 | 33.27 |
| IMP8UE      | 1/2            | 12.7  | 0.44    | 11.2 | 1.47 | 37.34 | 1.47 | 37.34 |
| IMP12UE     | 3/4            | 19.05 | 0.68    | 17.3 | 1.83 | 46.48 | 1.83 | 46.48 |
| IMP16UE     | 1              | 25.4  | 0.94    | 23.9 | 2.05 | 52.07 | 2.05 | 52.07 |



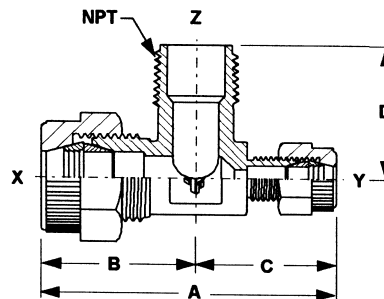
## FURON STRAIGHT UNION REDUCER

| Description | O.D. Tube Size X |       | O.D. Tube Size Y |      | Orifice |      | A    |       | B    |       | C    |       | HEX Flat |      |
|-------------|------------------|-------|------------------|------|---------|------|------|-------|------|-------|------|-------|----------|------|
|             | in               | mm    | in               | mm   | in      | mm   | in   | mm    | in   | mm    | in   | mm    | in       | mm   |
| IMP24UR     | 1/8              | 3.17  | 1/4              | 6.09 | 0.09    | 2.3  | 1.80 | 45.72 | 0.73 | 18.54 | 0.81 | 20.57 | 0.38     | 9.7  |
| IMP46UR     | 1/4              | 6.09  | 3/8              | 9.5  | 0.19    | 4.8  | 1.52 | 38.6  | 0.56 | 14.2  | 0.59 | 15.0  | 0.68     | 17.3 |
| IMP48UR     |                  |       | 1/2              | 12.7 |         |      | 1.60 | 40.6  |      |       | 0.67 | 17.0  |          |      |
| IMP68UR     | 3/8              | 9.5   | 1                | 25.4 | 0.31    | 7.9  | 1.63 | 41.4  | 0.61 | 15.5  | 0.65 | 16.5  | 1.38     | 35.1 |
| IMP1216UR   | 3/4              | 19.05 |                  |      | 0.69    | 17.5 | 2.09 | 53.1  | 0.73 | 18.5  | 0.84 | 21.3  |          |      |



## FURON MALE BRANCH TEE REDUCER | MALE NPT THREADS

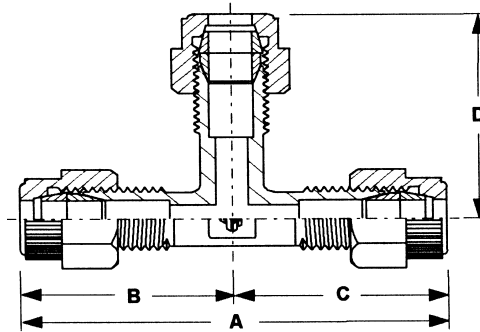
| Description  | O.D. Tube Size X |       | O.D. Tube Size Y |      | Male NPT Size Z | Orifice |     | A    |      | B    |      | C    |      | D    |      |
|--------------|------------------|-------|------------------|------|-----------------|---------|-----|------|------|------|------|------|------|------|------|
|              | in               | mm    | in               | mm   |                 | in      | mm  | in   | mm   | in   | mm   | in   | mm   | in   | mm   |
| IMP424MBTR   | 1/4              | 6.09  | 1/8              | 3.17 | 1/4             | 0.09    | 2.3 | 1.60 | 40.6 | 0.81 | 20.6 | 0.79 | 20.1 | 0.87 | 22.1 |
| IMP646MBTR   | 3/8              | 9.5   | 1/4              | 6.09 | 3/8             | 0.19    | 4.8 | 1.92 | 48.8 | 0.96 | 24.5 | 0.96 | 24.5 | 1.20 | 30.5 |
| IMP848MBTR   | 1/2              | 12.7  |                  |      | 1/2             |         |     | 2.17 | 55.1 |      |      |      |      |      |      |
| IMP866MBTR   |                  |       | 3/8              | 9.5  | 3/8             | 0.31    | 7.9 | 2.23 | 56.6 | 1.12 | 28.5 | 1.32 | 33.5 | 1.62 | 41.2 |
| IMP12412MBTR | 3/4              | 19.05 | 1/4              | 6.09 | 3/4             | 0.19    | 4.8 | 2.81 | 71.4 | 1.49 | 37.9 |      |      |      |      |



# Furon® Grab Seal™ Fittings

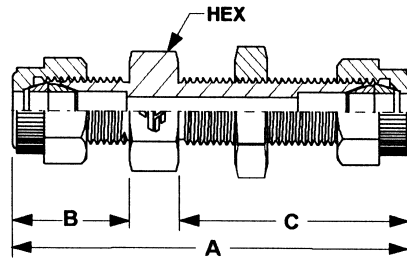
## FURON UNION TEE

| Description | O.D. Tube Size |       | Orifice |      | A    |      | B    |      | C    |      | D    |      |
|-------------|----------------|-------|---------|------|------|------|------|------|------|------|------|------|
|             | in             | mm    | in      | mm   | in   | mm   | in   | mm   | in   | mm   | in   | mm   |
| IMP2UT      | 1/8            | 3.17  | 0.09    | 2.3  | 1.48 | 37.6 | 0.74 | 18.8 | 0.74 | 18.8 | 0.74 | 18.8 |
| IMP4UT      | 1/4            | 6.09  | 0.19    | 4.8  | 1.80 | 45.7 | 0.90 | 22.9 | 0.90 | 22.9 | 0.90 | 22.9 |
| IMP6UT      | 3/8            | 9.5   | 0.31    | 7.9  | 1.88 | 47.8 | 0.94 | 23.9 | 0.94 | 23.9 | 0.94 | 23.9 |
| IMP8UT      | 1/2            | 12.7  | 0.44    | 11.2 | 2.62 | 66.6 | 1.31 | 33.7 | 1.31 | 33.7 | 1.31 | 33.7 |
| IMP12UT     | 3/4            | 19.05 | 0.69    | 17.5 | 2.98 | 75.7 | 1.49 | 37.9 | 1.49 | 37.9 | 1.49 | 37.9 |
| IMP16UT     | 1              | 25.4  | 0.94    | 23.9 | 3.42 | 86.9 | 1.71 | 43.3 | 1.71 | 43.3 | 1.71 | 43.3 |



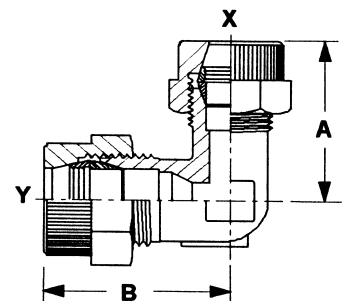
## FURON STRAIGHT UNION PANEL

| Description | O.D. Tube Size |       | Orifice |      | A    |      | B    |       | C    |      | HEX Flat |      |
|-------------|----------------|-------|---------|------|------|------|------|-------|------|------|----------|------|
|             | in             | mm    | in      | mm   | in   | mm   | in   | mm    | in   | mm   | in       | mm   |
| IMP2SUP     | 1/8            | 3.17  | 0.09    | 2.3  | 2.42 | 61.5 | 0.54 | 13.7  | 1.50 | 38.1 | 0.56     | 14.2 |
| IMP4SUP     | 1/4            | 6.09  | 0.19    | 4.8  | 2.44 | 62.0 | 0.56 | 14.2  | 1.51 | 38.4 | 0.71     | 18.0 |
| IMP6SUP     | 3/8            | 9.5   | 0.31    | 7.9  | 2.54 | 64.5 | 0.59 | 15.0  | 1.58 | 40.1 | 0.94     | 23.9 |
| IMP8SUP     | 1/2            | 12.7  | 0.44    | 11.2 | 2.62 | 66.6 | 0.66 | 16.8  | 1.59 | 40.4 | 1.12     | 28.4 |
| IMP12SUP    | 3/4            | 19.05 | 0.69    | 17.5 | 3.01 | 76.5 | 0.75 | 19.05 | 1.76 | 44.7 | 1.38     | 35.1 |
| IMP16SUP    | 1              | 25.4  | 0.94    | 23.9 | 3.18 | 80.8 | 0.84 | 21.3  | 1.84 | 46.7 | 1.50     | 38.1 |



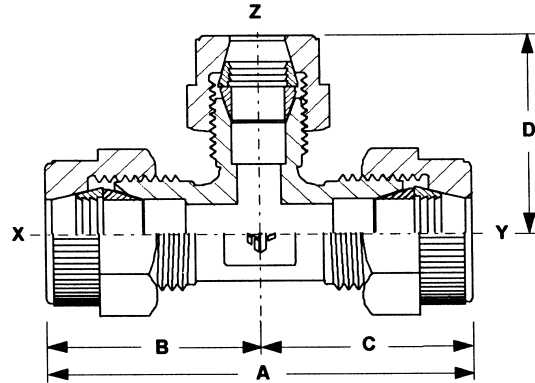
## FURON UNION ELBOW REDUCER

| Description | O.D. Tube Size X |       | O.D. Tube Size Y |       | Orifice |      | A     |      | B    |      |
|-------------|------------------|-------|------------------|-------|---------|------|-------|------|------|------|
|             | in               | mm    | in               | mm    | in      | mm   | in    | mm   | in   | mm   |
| IMP24UER    | 1/8              | 3.17  | 1/4              | 6.09  | 0.09    | 2.3  | 0.81  | 20.6 | 0.84 | 21.3 |
| IMP46UER    | 1/4              | 6.09  | 3/8              | 9.5   | 0.19    | 4.8  | 0.91" | 23.1 | 1.00 | 25.4 |
| IMP68UER    | 3/8              | 9.5   | 1/2              | 12.7  | 0.31    | 7.9  | 1.11  | 28.2 | 1.17 | 29.7 |
| IMP812UER   | 1/2              | 12.7  | 3/4              | 19.05 | 0.44    | 11.2 | 1.47  | 37.3 | 1.49 | 37.9 |
| IMP1216UER  | 3/4              | 19.05 | 1                | 25.4  | 0.69    | 17.5 | 1.69  | 42.9 | 1.71 | 43.4 |



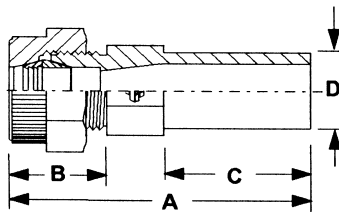
## FURON UNION TEE REDUCER

| Description | O.D. Tube Size X |       | O.D. Tube Size Y |       | O.D. Tube Size Z |      | Orifice |     | A    |      | B    |      | C    |      | D    |      |
|-------------|------------------|-------|------------------|-------|------------------|------|---------|-----|------|------|------|------|------|------|------|------|
|             | in               | mm    | in               | mm    | in               | mm   | in      | mm  | in   | mm   | in   | mm   | in   | mm   | in   | mm   |
| IMP664UTR   | 3/8              | 9.5   | 3/8              | 9.5   | 1/4              | 6.09 | 0.19    | 4.8 | 1.84 | 46.7 | 0.92 | 23.4 | 0.92 | 23.4 | 0.92 | 23.4 |
| IMP884UTR   | 1/2              | 12.7  | 1/2              | 12.7  |                  |      |         |     | 2.26 | 57.4 | 1.13 | 28.7 | 1.13 | 28.7 | 1.13 | 28.7 |
| IMP886UTR   | 1/2              | 12.7  | 1/2              | 12.7  | 1/2              | 12.7 | 0.31    | 7.9 | 2.94 | 74.7 | 1.47 | 37.3 | 1.47 | 37.3 | 1.45 | 36.8 |
| IMP12128UTR | 3/4              | 19.05 | 3/4              | 19.05 |                  |      |         |     | 0.44 | 11.2 | 2.94 | 74.7 | 1.47 | 37.3 | 1.47 | 37.3 |



## FURON STRAIGHT UNION ADAPTER | FUSIBLE PIPE END

| Description   | O.D. Tube Size X |       | O.D. Tube Size Y |       | Orifice |      | A    |      | B    |      | C    |      | HEX Flat |      |
|---------------|------------------|-------|------------------|-------|---------|------|------|------|------|------|------|------|----------|------|
|               | in               | mm    | in               | mm    | in      | mm   | in   | mm   | in   | mm   | in   | mm   | in       | mm   |
| IMP812/40SUA  | 1/2              | 12.7  | 3/4              | 19.05 | 0.44    | 11.2 | 3.00 | 76.2 | 1.05 | 26.7 | 1.48 | 37.6 | 1.05     | 38.1 |
| IMP128/40SUA  | 3/4              | 19.05 | 1/2              | 12.7  | 0.50    | 12.7 | 3.13 | 79.5 | 1.20 | 30.5 |      |      | 0.84     | 21.3 |
| IMP1612/40SUA | 1                | 25.4  | 3/4              | 19.05 | 0.69    | 17.5 | 3.24 | 82.3 | 1.33 | 33.8 | 1.48 | 37.6 | 1.05     | 38.1 |
| IMP1616/40SUA |                  |       | 1                | 25.4  | 0.94    | 23.9 |      |      |      |      |      |      | 1.32     | 33.5 |

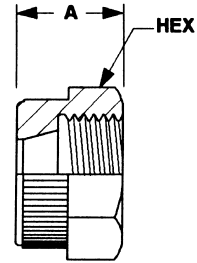


# Furon® Grab Seal™ Fittings

## FURON NUT

| Description | O.D. Tube Size |       | A    |      | HEX Flat |      |
|-------------|----------------|-------|------|------|----------|------|
|             | in             | mm    | in   | mm   | in       | mm   |
| IMP2N       | 1/8            | 3.17  | 0.52 | 13.2 | 0.52     | 13.2 |
| IMP4N       | 1/4            | 6.09  | 0.56 | 14.2 | 0.62     | 15.7 |
| IMP6N       | 3/8            | 9.5   | 0.72 | 18.3 | 0.87     | 22.1 |
| IMP8N       | 1/2            | 12.7  | 0.78 | 19.8 | 1.18     | 30.0 |
| IMP12N      | 3/4            | 19.05 | 0.92 | 23.4 | 1.37     | 34.8 |
| IMP16N      | 1              | 25.4  | 0.94 | 23.9 | 1.62     | 41.1 |

Material - Molded ETFE

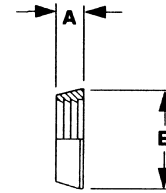


## FURON GRIPPER

| Description | O.D. Tube Size |       | A    |     | B    |      |
|-------------|----------------|-------|------|-----|------|------|
|             | in             | mm    | in   | mm  | in   | mm   |
| IMP2G*      | 1/8            | 3.17  | 0.08 | 2.0 | 0.22 | 5.6  |
| IMP4G       | 1/4            | 6.09  | 0.15 | 3.8 | 0.39 | 9.9  |
| IMP6G       | 3/8            | 9.5   | 0.19 | 4.8 | 0.58 | 14.7 |
| IMP8G       | 1/2            | 12.7  | 0.22 | 5.6 | 0.70 | 17.8 |
| IMP12G      | 3/4            | 19.05 | 0.22 | 5.6 | 1    | 25.4 |
| IMP16G      | 1              | 25.4  | 0.21 | 5.3 | 1.22 | 31.0 |

Material - Molded PVDF

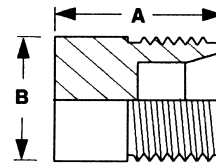
\*Machined CTFE



## FURON CAP

| Description | O.D. Tube Size |       | A    |      | B    |      |
|-------------|----------------|-------|------|------|------|------|
|             | in             | mm    | in   | mm   | in   | mm   |
| SLF2C       | 1/8            | 3.17  | 0.31 | 7.9  | 0.31 | 7.9  |
| SLF4C       | 1/4            | 6.09  | 0.88 | 22.4 | 0.44 | 11.2 |
| SLF6C       | 3/8            | 9.5   | 0.69 | 17.0 | 0.69 | 17.0 |
| SLF8C       | 1/2            | 12.7  | 0.94 | 23.9 | 0.88 | 22.4 |
| SLF12C      | 3/4            | 19.05 | 1    | 25.4 | 1.13 | 28.7 |
| SLF16C      | 1              | 25.4  | 1.07 | 27.2 | 1.38 | 35.0 |

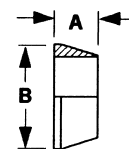
Material - PTFE



## FURON FERRULE

| Description | O.D. Tube Size |       | A    |     | B    |      |
|-------------|----------------|-------|------|-----|------|------|
|             | in             | mm    | in   | mm  | in   | mm   |
| IMP2F       | 1/8            | 3.17  | 0.20 | 5.1 | 0.21 | 5.3  |
| IMP4F       | 1/4            | 6.09  | 0.36 | 9.1 | 0.36 | 9.1  |
| IMP6F       | 3/8            | 9.5   | 0.26 | 6.6 | 0.53 | 13.4 |
| IMP8F       | 1/2            | 12.7  | 0.28 | 7.1 | 0.67 | 17.0 |
| IMP12F      | 3/4            | 19.05 | 0.34 | 8.6 | 0.94 | 23.9 |
| IMP16F      | 1              | 25.4  | 0.37 | 9.4 | 1.19 | 30.2 |

Material - PTFE

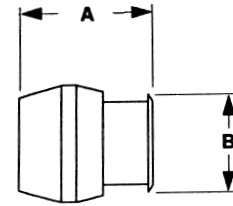


# Furon® Grab Seal™ Fittings

## FURON PLUG

| Description | O.D. Tube Size |       | A    |       | B    |      |
|-------------|----------------|-------|------|-------|------|------|
|             | in             | mm    | in   | mm    | in   | mm   |
| IMP2P       | 1/8            | 3.17  | 0.39 | 9.9   | 0.22 | 2.6  |
| IMP4P       | 1/4            | 6.09  | 0.57 | 14.5  | 0.36 | 9.1  |
| IMP6P       | 3/8            | 9.5   | 0.71 | 18.0  | 0.53 | 13.5 |
| IMP8P       | 1/2            | 12.7  | 0.75 | 19.05 | 0.67 | 17.0 |
| IMP12P      | 3/4            | 19.05 | 0.88 | 22.4  | 0.94 | 23.9 |
| IMP16P      | 1              | 25.4  |      |       | 1.18 | 30.0 |

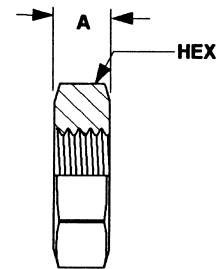
Material - PTFE



## FURON PANEL NUT

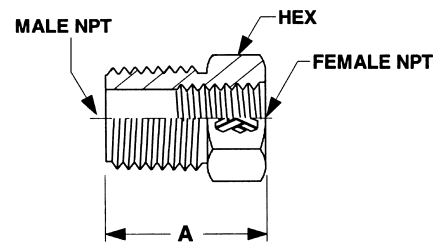
| Description | O.D. Tube Size |       | A   |      | HEX Flat |       |
|-------------|----------------|-------|-----|------|----------|-------|
|             | in             | mm    | in  | mm   | in       | mm    |
| IMP2PN      | 1/8            | 3.17  | 1/4 | 6.09 | 3/4      | 19.05 |
| IMP4PN      | 1/4            | 6.09  |     |      | 1        | 25.4  |
| IMP6PN      | 3/8            | 9.5   |     |      | 1.25     | 31.8  |
| IMP8PN      | 1/2            | 12.7  |     |      | 1.62     | 41.1  |
| IMP12PN     | 3/4            | 19.05 |     |      |          |       |
| IMP16PN     | 1              | 25.4  |     |      |          |       |

Material - Molded PVC



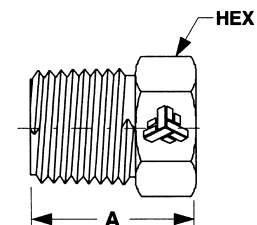
## FURON BUSHING

| Description | Male NPT Size | Female NPT Size | A    |      | HEX Flat |      |
|-------------|---------------|-----------------|------|------|----------|------|
|             | in            | in              | in   | mm   | in       | mm   |
| MPF42B      | 1/4           | 1/8             | 1.94 | 23.9 | 0.56     | 14.2 |
| MPF64B      | 3/8           | 1/4             | 1.00 | 25.4 | 0.68     | 17.3 |
| MPF84B      | 1/2           |                 |      |      | 1.00     | 25.4 |
| MPF86B      |               | 3/8             |      |      | 1.25     | 31.8 |
| MPF128B     | 3/4           | 1/2             | 1.13 | 28.7 | 1.25     | 31.8 |



## FURON PLUG

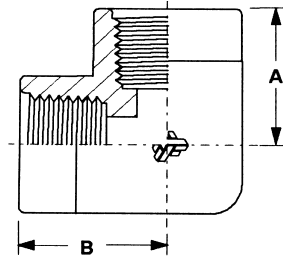
| Description | Male NPT Size | A    |      | HEX Flat |      |
|-------------|---------------|------|------|----------|------|
|             | in            | in   | mm   | in       | mm   |
| MPF4P       | 1/4           | 1.75 | 1.75 | 0.50     | 12.7 |
| MPF6P       | 3/8           | 0.88 | 22.4 | 0.68     | 17.3 |
| MPF8P       | 1/2           | 1.00 | 25.4 | 0.88     | 22.4 |



# Furon® Grab Seal™ Fittings

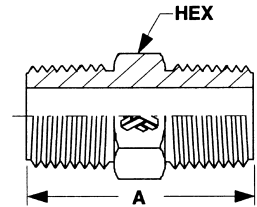
## FURON ELBOW

| Description | Female NPT Size | A    |      | B    |      |
|-------------|-----------------|------|------|------|------|
|             | in              | in   | mm   | in   | mm   |
| MPF4E       | 1/4             | 0.81 | 20.6 | 0.81 | 20.6 |
| MPF8E       | 1/2             | 1.13 | 28.7 | 1.13 | 28.7 |



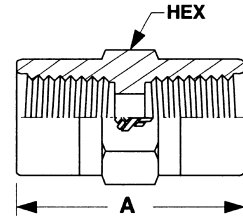
## FURON NIPPLE

| Description | Male NPT Size | A    |      | HEX Flat |      |
|-------------|---------------|------|------|----------|------|
|             | in            | in   | mm   | in       | mm   |
| MPF4N       | 1/4           | 1.25 | 31.8 | 0.50     | 12.7 |
| MPF6N       | 3/8           | 1.38 | 35.1 | 0.68     | 17.3 |
| MPF8N       | 1/2           | 1.68 | 42.7 | 0.87     | 21.9 |
| MPF12N      | 3/4           | 1.88 | 47.8 | 1.25     | 31.8 |



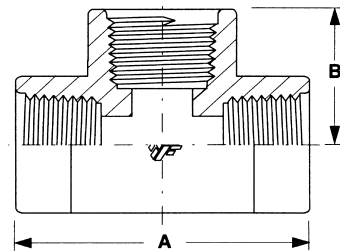
## FURON COUPLING

| Description | Male NPT Size | A    |      | HEX Flat |      |
|-------------|---------------|------|------|----------|------|
|             | in            | in   | mm   | in       | mm   |
| MPF4C       | 1/4           | 1.50 | 38.1 | 0.81     | 20.6 |
| MPF8C       | 1/2           |      |      | 1.25     | 31.8 |



## FURON TEE

| Description | Male NPT Size | A    |      | HEX Flat |      |
|-------------|---------------|------|------|----------|------|
|             | in            | in   | mm   | in       | mm   |
| MPF4T       | 1/4           | 1.63 | 41.4 | 0.81     | 20.6 |
| MPF8T       | 1/2           | 2.25 | 57.1 | 1.13     | 28.7 |



\* Part number of the standard configuration for the product described in the description column.



### Saint-Gobain Performance Plastics

**China** (+86) 400 888 0198  
sales.PPSCN@saint-gobain.com

**Europe** (+33) 3 85 20 27 00  
quotes-clm@saint-gobain.com

**India** (+91) 76208 22999  
pplindia.hc@saint-gobain.com

**Japan** (+81) 3 6256 9703  
ls-japan@saint-gobain.com

**Korea** (+82) 2 6098 0180  
LS-Korea@saint-gobain.com

**Southeast Asia** (+66) 38 667 800  
cs.sgplsea@saint-gobain.com

**Taiwan** (+886) 2 2503 4201  
Taiwan.ppl@saint-gobain.com

**United States** (+1) 800-833-5661  
gardengrove@team@saint-gobain.com

**All Other Regions**  
www.furon.com

**NOTE:** This document is intended to provide information about the product to enable you to consider whether generally the Product meets your application need and is not intended to provide product specification. This document should not be considered a Product warranty or guaranty. To the extent this document mentions any tests done by Saint-Gobain, such tests are done under controlled laboratory circumstances and hence other factors in your use and application may impact such values. Saint-Gobain strongly recommends that you conduct practical tests simulating the conditions of your application to ensure that the product meets your requirements for your specific application.

Furon® and Grab Seal™ are registered trademarks of Saint-Gobain Performance Plastics.

**WARRANTY:** Saint-Gobain warrants that the Product will meet specifications at the time of delivery and honor such warranty claims for a period of 30 months after delivery. In the event that you are a distributor purchasing Saint-Gobain Product, any change to specification while in your control as a result of storage conditions or otherwise may cause the above warranty to be voided. THIS IS THE EXCLUSIVE WARRANTY AND IS EXPRESSLY IN LIEU OF ANY AND ALL OTHER OBLIGATIONS, GUARANTEES, WARRANTIES AND REPRESENTATIONS. SAINT-GOBAIN DISCLAIMS ALL IMPLIED WARRANTIES OF MERCHANTABILITY AND FITNESS FOR A PARTICULAR PURPOSE.