



FURON[®] GRAB SEAL[™] FITTINGS

SEALING SOLUTION FOR
FLUOROPOLYMER
TUBING

Furon Grab Seal fittings offer a complete line of fittings to match the general configuration you will encounter when doing basic plumbing for liquid or gas installation. Its simple construction, combined with premium raw materials, ensure reliable and safe connection solutions. Installation doesn't require any specific tubing beside a tube cutter for clean tube cuts, which are critical for the sealing quality of this fitting.

APPLICATIONS

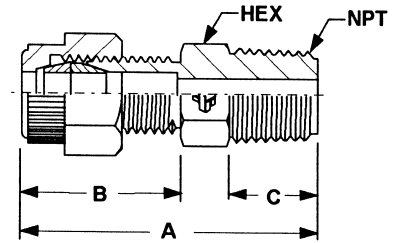
The Furon Grab Seal fitting offers a simple solution to help with the transfer of liquid or gas for demanding applications in various industries where simplicity, high-purity and chemical resistance is a must.

FEATURES AND BENEFITS

- Fluoropolymer construction
- Ideally used with:
 - Furon HP PFA 400 Tubing
 - Furon PFA
 - Furon FEP
- Large variety of configuration:
 - Tee
 - Cap
 - Reducer
 - Elbow
- Transition fitting to other connection style:
 - NPT connections
 - FuseBond[™] connections
- No specific tool required
- Simple & easy installation

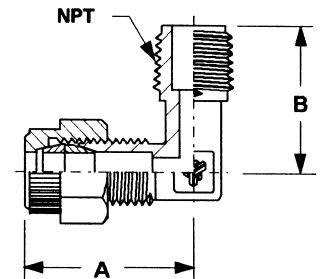
FURON UNION ADAPTER MALE | MALE NPT THREADS

Description	O.D. Tube Size		Male NPT Size	Orifice		A		B		C		HEX Flat			
	in	mm		in	mm	in	mm	in	mm	in	mm	in	mm		
IMP22UAM	1/8	3.2	1/8	0.09	2.3	1.21	30.7	0.54	13.7	0.40	10.1	0.45	11.4		
IMP24UAM			1/4			1.31	33.2			0.50	12.7	0.50	12.7		
IMP42UAM	1/4	6.1	1/8	0.19	4.8	1.23	31.2	0.59	15.0	0.40	10.1	0.44	11.2		
IMP44UAM			1/4			1.33	33.8			0.50	12.7	0.50	12.7		
IMP46UAM			3/8			1.43	36.3			0.54	13.7	0.68	17.3		
IMP48UAM			1/2			1.54	39.1			0.63	16.0	0.87	22.1		
IMP62UAM	3/8	9.5	1/8	0.31	7.9	1.36	34.5	0.67	17.0	0.40	10.1	0.68	17.3		
IMP64UAM			1/4			1.46	37.1			0.50	12.7				
IMP66UAM			3/8			1.45	36.8			0.50	12.7				
IMP68UAM			1/2			1.59	40.4			0.63	16.0				
IMP84UAM	1/2	12.7	1/4	0.29	7.4	1.54	39.1	0.75	19.0	0.50	12.7	0.87	22.1		
IMP86UAM			3/8	0.42	10.7	1.68	42.7			0.63	16.0				
IMP88UAM			1/2	1.68	42.7	0.80	20.3			1.12	28.4				
IMP812UAM			3/4	0.46	11.7	1.97	50.0			0.63	16.0				
IMP128UAM	3/4	19.05	1/2	0.68	17.3	1.89	48.0	0.84	21.3	0.63	16.0	1.38	35.0		
IMP1212UAM			3/4			2.02	51.3			0.80	20.3				
IMP1216UAM			1			2.19	55.6			0.94	23.9			1.38	35.0
IMP1612UAM			3/4			0.75	19.05			2.15	54.6			0.80	20.3
IMP1616UAM	1	25.4	1	0.94	23.9	2.28	57.9	0.84	21.3	0.94	23.9				



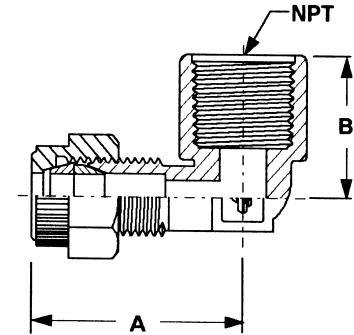
FURON ELBOW ADAPTER MALE | MALE NPT THREADS

Description	O.D. Tube Size		Male NPT Size	Orifice		A		B	
	in	mm		in	mm	in	mm	in	mm
IMP22EAM	1/8	3.17	1/8	0.09	2.3	1.11	2.8	0.72	18.3
IMP24EAM			1/4			0.80	20.3	0.78	19.8
IMP42EAM	1/4	6.09	1/8	0.19	4.8	0.81	20.6	0.71	18.0
IMP44EAM			1/4			0.97	24.6		
IMP46EAM			3/8			0.92	23.4	0.85	21.6
IMP62EAM			1/8			0.94	23.9	0.95	24.1
IMP64EAM	3/8	9.5	1/4	0.31	7.9	0.94	23.9	1.05	26.7
IMP66EAM			3/8			1.03	26.2		
IMP68EAM			1/2			1.01	25.7	1.13	28.7
IMP84EAM			1/4			1.09	27.7		
IMP86EAM	1/2	12.7	3/8	0.42	10.7	1.01	25.7	1.13	28.7
IMP88EAM			1/2	1.09	27.7				
IMP812EAM			3/4	1.30	33.0	1.50	38.1		
IMP128EAM			1/2	0.50	12.7	1.32	33.5	1.38	35.1
IMP1212EAM	3/4	19.05	3/4	0.68	17.3	1.33	33.8	1.50	38.1
IMP1216EAM			1	1.51	38.4	1.75	44.5		
IMP1612EAM			3/4	0.75	19.05	1.71	43.4	1.88	47.8
IMP1616EAM	1	25.4	1	0.94	23.9	1.71	43.4	1.88	47.8



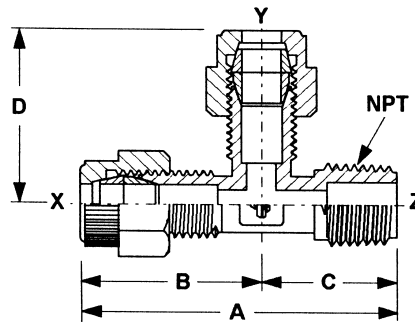
FURON ELBOW ADAPTER FEMALE | FEMALE NPT THREADS

Description	O.D. Tube Size		Female NPT Size	Orifice		A		B	
	in	mm		in	mm	in	mm	in	mm
IMP44EAF	1/4	6.09	1/4	0.09	2.3	1.03	26.2	0.80	20.3
IMP64EAF	3/8	9.5		3/8	0.31	7.9	1.07	27.2	1.00
IMP66EAF			1.12				28.5		
IMP68EAF			1/2	12.7	1.31	33.3	1.12	28.5	
IMP86EAF	3/8	0.44	11.2		1.18	30.0			
IMP88EAF	1/2	0.40	10.2		1.31	33.3	1.25	31.8	
IMP1212EAF	3/4	19.05	3/4	0.68	17.3	1.41	35.9	1.62	41.2
IMP1616EAF	1	25.4	1	0.94	23.9	1.62	41.2	1.88	47.8



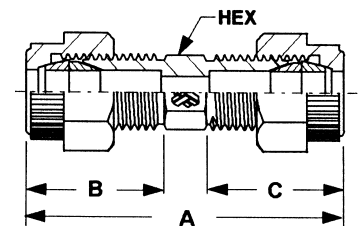
FURON MALE RUN TEE | MALE NPT THREADS

Description	O.D. Tube Size X		O.D. Tube Size Y		Male NPT Size Z	Orifice		A		B		C		D	
	in	mm	in	mm		in	mm	in	mm	in	mm	in	mm	in	mm
IMP2MRT	1/8	3.17	1/8	3.17	1/8	0.09	2.3	1.51	38.4	0.74	17.5	0.78	19.8	0.74	17.5
IMP4MRT	1/4	6.09	1/4	6.09	1/4	0.19	4.8	1.66	42.2	0.81	20.6	0.85	21.6	0.81	20.6
IMP6MRT	3/8	9.5	3/8	9.5	3/8	0.31	7.9	1.88	47.8	0.94	23.9	0.94	23.9	0.94	23.9
IMP8MRT	1/2	12.7	1/2	12.7	1/2	0.44	11.2	2.35	59.7	1.12	28.5	1.23	31.2	1.12	28.5
IMP12MRT	3/4	19.05	3/4	19.05	3/4	0.69	17.5	2.99	76.0	1.49	37.9	1.50	38.1	1.49	37.9
IMP16MRT	1	25.4	1	25.4	1	0.94	23.9	3.59	91.2	1.71	43.4	1.88	47.8	1.71	43.4



FURON STRAIGHT UNION

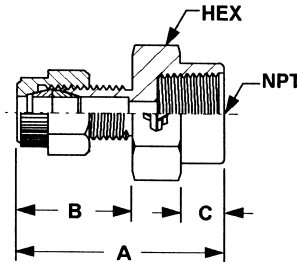
Description	O.D. Tube Size		Orifice		A		B		C		HEX Flat	
	in	mm	in	mm	in	mm	in	mm	in	mm	in	mm
IMP2SU	1/8	3.17	0.09	2.3	1.49	37.1	0.54	13.7	0.54	13.7	0.38	9.7
IMP4SU	1/4	6.09	0.19	4.8	1.39	35.3	0.56	14.2	0.56	14.2		
IMP6SU	3/8	9.5	0.31	7.9	1.55	39.4	0.59	15.0	0.59	15.0	0.68	17.3
IMP8SU	1/2	12.7	0.44	11.2	1.70	43.2	0.66	16.8	0.66	16.8	0.87	22.1
IMP12SU	3/4	19.05	0.69	17.5	1.99	50.6	0.75	19.05	0.75	19.05	1.38	35.1
IMP16SU	1	25.4	0.94	23.9	2.18	55.4	0.84	21.3	0.84	21.3		



Furon® Grab Seal™ Fittings

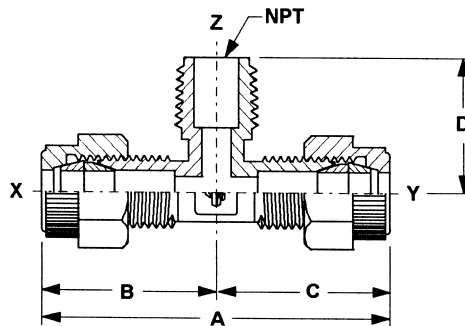
FURON UNION ADAPTER FEMALE | FEMALE NPT THREADS

Description	O.D. Tube Size		Female NPT Size	Orifice		A		B		C		HEX Flat	
	in	mm	in	in	mm	in	mm	in	mm	in	mm	in	mm
IMP42UAF	1/4	6.09	1/8	0.19	4.8	1.14	29.0	0.56	14.2	0.31	7.9	0.56	14.2
IMP44UAF			1/4			1.28	41.4			0.34	8.6	0.94	23.9
IMP46UAF			3/8			1.24	31.5			0.31	7.9	1.0	25.4
IMP48UAF			1/2			1.33	33.8			0.40	10.2	1.13	28.7
IMP62UAF	3/8	9.5	1/8	0.31	7.9	1.27	32.3	0.59	15.0	0.30	7.6	0.69	17.5
IMP64UAF			1/4			1.28	32.5			0.32	8.1	0.94	23.9
IMP66UAF			3/8			1.31	33.3			0.31	7.9	1.0	25.4
IMP68UAF			1/2			1.36	34.5			0.40	10.2	1.13	28.7
IMP84UAF	1/2	12.7	1/4	0.45	11.4	1.34	34.0	0.67	17.0	0.30	7.6	0.88	22.4
IMP86UAF			3/8			1.36	34.5			0.32	8.1	1.13	28.7
IMP88UAF			1/2			1.46	37.1			0.42	10.7	1.38	35.1
IMP812UAF			3/4			1.56	39.6			0.38	9.6	1.63	41.4
IMP128UAF	3/4	19.05	1/2	0.69	17.5	1.63	41.4	0.73	18.5	0.40	10.2	1.75	44.5
IMP1212UAF			3/4			1.68	47.8			0.75	19.05	1.63	41.4
IMP1216UAF			1			1.88	47.8			0.63	16.0	1.75	44.5
IMP1616UAF			1			25.4	0.94			23.9	1.96	49.8	0.84



FURON MALE BRANCH TEE | MALE NPT THREADS

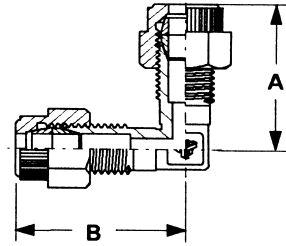
Description	O.D. Tube Size X		O.D. Tube Size Y		Male NPT Size Z	Orifice		A		B		C		D	
	in	mm	in	mm	in	in	mm	in	mm	in	mm	in	mm	in	mm
IMP2MBT	1/8	3.17	1/8	3.17	1/8	0.09	2.3	1.48	37.6	0.74	17.5	0.74	17.5	0.78	19.8
IMP4MBT	1/4	6.09	1/4	6.09	1/4	0.19	4.8	1.62	41.2	0.81	20.6	0.81	20.6	0.82	20.8
IMP6MBT	3/8	9.5	3/8	9.5	3/8	0.31	7.9	1.88	47.8	0.94	23.9	0.94	23.9	0.94	23.9
IMP8MBT	1/2	12.7	1/2	12.7	1/2	0.44	11.2	2.24	57.0	1.12	28.5	1.12	28.5	1.23	31.2
IMP12MBT	3/4	19.05	3/4	19.05	3/4	0.69	17.5	2.98	75.7	1.49	37.9	1.49	37.9	1.50	38.1
IMP16MBT	1	25.4	1	25.4	1	0.94	23.9	3.42	86.9	1.71	43.4	1.71	43.4	1.88	47.8



Furon® Grab Seal™ Fittings

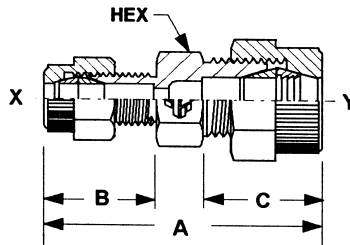
FURON UNION ELBOW

Description	O.D. Tube Size		Orifice		A		B	
	in	mm	in	mm	in	mm	in	mm
IMP2UE	1/8	3.17	0.09	2.3	0.94	23.88	0.94	23.88
IMP4UE	1/4	6.09	0.19	4.8	1.19	30.23	1.19	30.23
IMP6UE	3/8	9.5	0.31	7.9	1.31	33.27	1.31	33.27
IMP8UE	1/2	12.7	0.44	11.2	1.47	37.34	1.47	37.34
IMP12UE	3/4	19.05	0.68	17.3	1.83	46.48	1.83	46.48
IMP16UE	1	25.4	0.94	23.9	2.05	52.07	2.05	52.07



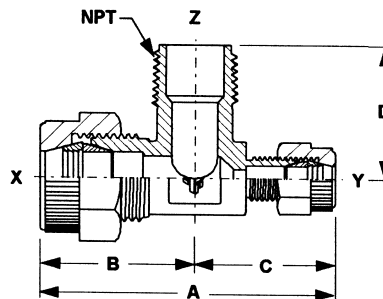
FURON STRAIGHT UNION REDUCER

Description	O.D. Tube Size X		O.D. Tube Size Y		Orifice		A		B		C		HEX Flat	
	in	mm	in	mm	in	mm	in	mm	in	mm	in	mm	in	mm
IMP24UR	1/8	3.17	1/4	6.09	0.09	2.3	1.80	45.72	0.73	18.54	0.81	20.57	0.38	9.7
IMP46UR	1/4	6.09	3/8	9.5	0.19	4.8	1.52	38.6	0.56	14.2	0.59	15.0	0.68	17.3
IMP48UR			1/2	12.7			1.60	40.6			0.67	17.0		
IMP68UR	3/8	9.5	1	25.4	0.31	7.9	1.63	41.4	0.61	15.5	0.65	16.5	1.38	35.1
IMP1216UR	3/4	19.05			0.69	17.5	2.09	53.1	0.73	18.5	0.84	21.3		



FURON MALE BRANCH TEE REDUCER | MALE NPT THREADS

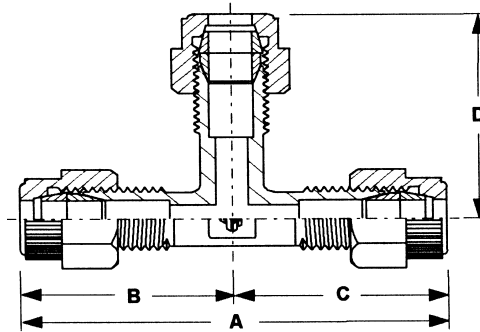
Description	O.D. Tube Size X		O.D. Tube Size Y		Male NPT Size Z	Orifice		A		B		C		D	
	in	mm	in	mm		in	mm	in	mm	in	mm	in	mm	in	mm
IMP424MBTR	1/4	6.09	1/8	3.17	1/4	0.09	2.3	1.60	40.6	0.81	20.6	0.79	20.1	0.87	22.1
IMP646MBTR	3/8	9.5	1/4	6.09	3/8	0.19	4.8	1.92	48.8	0.96	24.5	0.96	24.5	1.20	30.5
IMP848MBTR	1/2	12.7			1/2			2.17	55.1						
IMP866MBTR			3/8	9.5	3/8	0.31	7.9	2.23	56.6	1.12	28.5	1.32	33.5	1.62	41.2
IMP12412MBTR	3/4	19.05	1/4	6.09	3/4	0.19	4.8	2.81	71.4	1.49	37.9				



Furon® Grab Seal™ Fittings

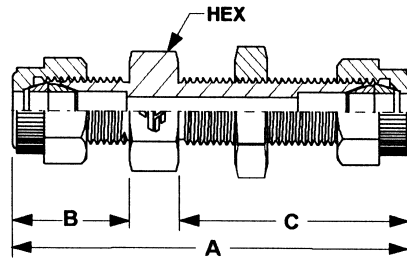
FURON UNION TEE

Description	O.D. Tube Size		Orifice		A		B		C		D	
	in	mm	in	mm	in	mm	in	mm	in	mm	in	mm
IMP2UT	1/8	3.17	0.09	2.3	1.48	37.6	0.74	18.8	0.74	18.8	0.74	18.8
IMP4UT	1/4	6.09	0.19	4.8	1.80	45.7	0.90	22.9	0.90	22.9	0.90	22.9
IMP6UT	3/8	9.5	0.31	7.9	1.88	47.8	0.94	23.9	0.94	23.9	0.94	23.9
IMP8UT	1/2	12.7	0.44	11.2	2.62	66.6	1.31	33.7	1.31	33.7	1.31	33.7
IMP12UT	3/4	19.05	0.69	17.5	2.98	75.7	1.49	37.9	1.49	37.9	1.49	37.9
IMP16UT	1	25.4	0.94	23.9	3.42	86.9	1.71	43.3	1.71	43.3	1.71	43.3



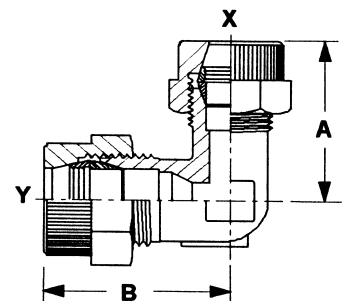
FURON STRAIGHT UNION PANEL

Description	O.D. Tube Size		Orifice		A		B		C		HEX Flat	
	in	mm	in	mm	in	mm	in	mm	in	mm	in	mm
IMP2SUP	1/8	3.17	0.09	2.3	2.42	61.5	0.54	13.7	1.50	38.1	0.56	14.2
IMP4SUP	1/4	6.09	0.19	4.8	2.44	62.0	0.56	14.2	1.51	38.4	0.71	18.0
IMP6SUP	3/8	9.5	0.31	7.9	2.54	64.5	0.59	15.0	1.58	40.1	0.94	23.9
IMP8SUP	1/2	12.7	0.44	11.2	2.62	66.6	0.66	16.8	1.59	40.4	1.12	28.4
IMP12SUP	3/4	19.05	0.69	17.5	3.01	76.5	0.75	19.05	1.76	44.7	1.38	35.1
IMP16SUP	1	25.4	0.94	23.9	3.18	80.8	0.84	21.3	1.84	46.7	1.50	38.1



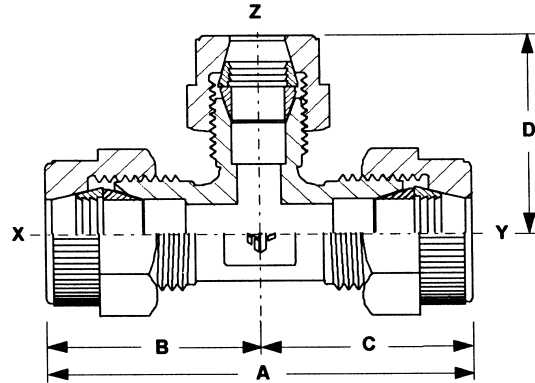
FURON UNION ELBOW REDUCER

Description	O.D. Tube Size X		O.D. Tube Size Y		Orifice		A		B	
	in	mm	in	mm	in	mm	in	mm	in	mm
IMP24UER	1/8	3.17	1/4	6.09	0.09	2.3	0.81	20.6	0.84	21.3
IMP46UER	1/4	6.09	3/8	9.5	0.19	4.8	0.91"	23.1	1.00	25.4
IMP68UER	3/8	9.5	1/2	12.7	0.31	7.9	1.11	28.2	1.17	29.7
IMP812UER	1/2	12.7	3/4	19.05	0.44	11.2	1.47	37.3	1.49	37.9
IMP1216UER	3/4	19.05	1	25.4	0.69	17.5	1.69	42.9	1.71	43.4



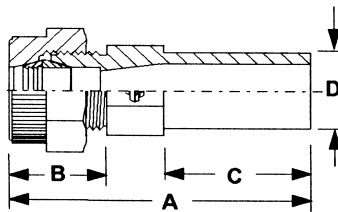
FURON UNION TEE REDUCER

Description	O.D. Tube Size X		O.D. Tube Size Y		O.D. Tube Size Z		Orifice		A		B		C		D	
	in	mm	in	mm	in	mm	in	mm	in	mm	in	mm	in	mm	in	mm
IMP664UTR	3/8	9.5	3/8	9.5	1/4	6.09	0.19	4.8	1.84	46.7	0.92	23.4	0.92	23.4	0.92	23.4
IMP884UTR	1/2	12.7	1/2	12.7					2.26	57.4	1.13	28.7	1.13	28.7	1.13	28.7
IMP886UTR	1/2	12.7	1/2	12.7	1/2	12.7	0.31	7.9	2.94	74.7	1.47	37.3	1.47	37.3	1.45	36.8
IMP12128UTR	3/4	19.05	3/4	19.05					0.44	11.2	2.94	74.7	1.47	37.3	1.47	37.3



FURON STRAIGHT UNION ADAPTER | FUSIBLE PIPE END

Description	O.D. Tube Size X		O.D. Tube Size Y		Orifice		A		B		C		HEX Flat	
	in	mm	in	mm	in	mm	in	mm	in	mm	in	mm	in	mm
IMP812/40SUA	1/2	12.7	3/4	19.05	0.44	11.2	3.00	76.2	1.05	26.7	1.48	37.6	1.05	38.1
IMP128/40SUA	3/4	19.05	1/2	12.7	0.50	12.7	3.13	79.5	1.20	30.5			0.84	21.3
IMP1612/40SUA	1	25.4	3/4	19.05	0.69	17.5	3.24	82.3	1.33	33.8			1.05	38.1
IMP1616/40SUA	1	25.4	1	25.4	0.94	23.9							1.32	33.5

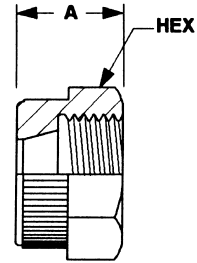


Furon® Grab Seal™ Fittings

FURON NUT

Description	O.D. Tube Size		A		HEX Flat	
	in	mm	in	mm	in	mm
IMP2N	1/8	3.17	0.52	13.2	0.52	13.2
IMP4N	1/4	6.09	0.56	14.2	0.62	15.7
IMP6N	3/8	9.5	0.72	18.3	0.87	22.1
IMP8N	1/2	12.7	0.78	19.8	1.18	30.0
IMP12N	3/4	19.05	0.92	23.4	1.37	34.8
IMP16N	1	25.4	0.94	23.9	1.62	41.1

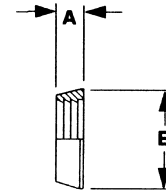
Material - Molded ETFE



FURON GRIPPER

Description	O.D. Tube Size		A		B	
	in	mm	in	mm	in	mm
IMP2G*	1/8	3.17	0.08	2.0	0.22	5.6
IMP4G	1/4	6.09	0.15	3.8	0.39	9.9
IMP6G	3/8	9.5	0.19	4.8	0.58	14.7
IMP8G	1/2	12.7	0.22	5.6	0.70	17.8
IMP12G	3/4	19.05	0.22	5.6	1	25.4
IMP16G	1	25.4	0.21	5.3	1.22	31.0

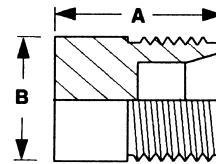
Material - Molded PVDF
*Machined CTFE



FURON CAP

Description	O.D. Tube Size		A		B	
	in	mm	in	mm	in	mm
SLF2C	1/8	3.17	0.31	7.9	0.31	7.9
SLF4C	1/4	6.09	0.88	22.4	0.44	11.2
SLF6C	3/8	9.5	0.69	17.0	0.69	17.0
SLF8C	1/2	12.7	0.94	23.9	0.88	22.4
SLF12C	3/4	19.05	1	25.4	1.13	28.7
SLF16C	1	25.4	1.07	27.2	1.38	35.0

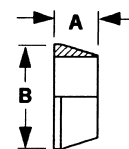
Material - PTFE



FURON FERRULE

Description	O.D. Tube Size		A		B	
	in	mm	in	mm	in	mm
IMP2F	1/8	3.17	0.20	5.1	0.21	5.3
IMP4F	1/4	6.09	0.36	9.1	0.36	9.1
IMP6F	3/8	9.5	0.26	6.6	0.53	13.4
IMP8F	1/2	12.7	0.28	7.1	0.67	17.0
IMP12F	3/4	19.05	0.34	8.6	0.94	23.9
IMP16F	1	25.4	0.37	9.4	1.19	30.2

Material - PTFE

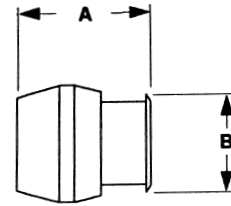


Furon® Grab Seal™ Fittings

FURON PLUG

Description	O.D. Tube Size		A		B	
	in	mm	in	mm	in	mm
IMP2P	1/8	3.17	0.39	9.9	0.22	2.6
IMP4P	1/4	6.09	0.57	14.5	0.36	9.1
IMP6P	3/8	9.5	0.71	18.0	0.53	13.5
IMP8P	1/2	12.7	0.75	19.05	0.67	17.0
IMP12P	3/4	19.05	0.88	22.4	0.94	23.9
IMP16P	1	25.4			1.18	30.0

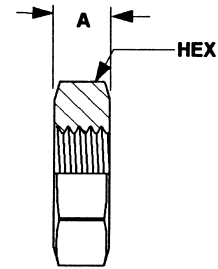
Material - PTFE



FURON PANEL NUT

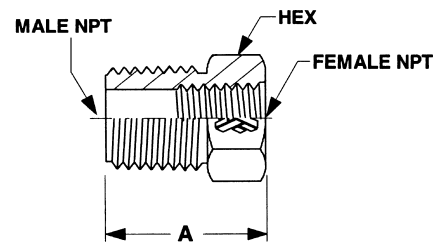
Description	O.D. Tube Size		A		HEX Flat	
	in	mm	in	mm	in	mm
IMP2PN	1/8	3.17	1/4	6.09	3/4	19.05
IMP4PN	1/4	6.09			1	25.4
IMP6PN	3/8	9.5			1.25	31.8
IMP8PN	1/2	12.7			1.62	41.1
IMP12PN	3/4	19.05				
IMP16PN	1	25.4				

Material - Molded PVC



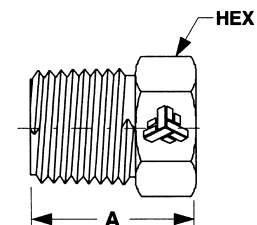
FURON BUSHING

Description	Male NPT Size	Female NPT Size	A		HEX Flat	
	in	in	in	mm	in	mm
MPF42B	1/4	1/8	1.94	23.9	0.56	14.2
MPF64B	3/8	1/4	1.00	25.4	0.68	17.3
MPF84B	1/2				1.00	25.4
MPF86B		3/8			1.25	31.8
MPF128B	3/4	1/2	1.13	28.7	1.25	31.8



FURON PLUG

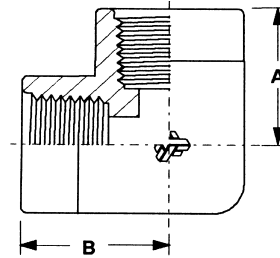
Description	Male NPT Size	A		HEX Flat	
	in	in	mm	in	mm
MPF4P	1/4	1.75	1.75	0.50	12.7
MPF6P	3/8	0.88	22.4	0.68	17.3
MPF8P	1/2	1.00	25.4	0.88	22.4



Furon® Grab Seal™ Fittings

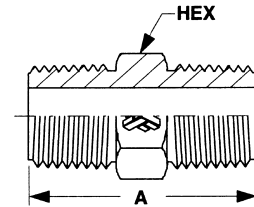
FURON ELBOW

Description	Female NPT	A		B	
	Size	in	mm	in	mm
MPF4E	1/4	0.81	20.6	0.81	20.6
MPF8E	1/2	1.13	28.7	1.13	28.7



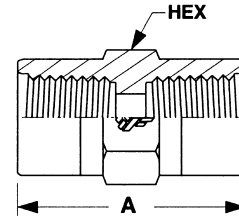
FURON NIPPLE

Description	Male NPT	A		HEX Flat	
	Size	in	mm	in	mm
MPF4N	1/4	1.25	31.8	0.50	12.7
MPF6N	3/8	1.38	35.1	0.68	17.3
MPF8N	1/2	1.68	42.7	0.87	21.9
MPF12N	3/4	1.88	47.8	1.25	31.8



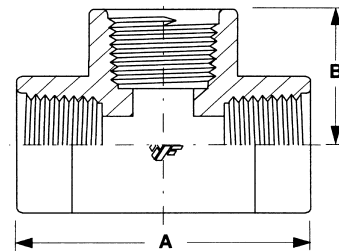
FURON COUPLING

Description	Male NPT	A		HEX Flat	
	Size	in	mm	in	mm
MPF4C	1/4	1.50	38.1	0.81	20.6
MPF8C	1/2			1.25	31.8



FURON TEE

Description	Male NPT	A		HEX Flat	
	Size	in	mm	in	mm
MPF4T	1/4	1.63	41.4	0.81	20.6
MPF8T	1/2	2.25	57.1	1.13	28.7



* Part number of the standard configuration for the product described in the description column.



Saint-Gobain Performance Plastics

China (+8621) 5472 1568
Sales.PPLCN@saint-gobain.com

Europe (+33) 3 85 20 27 00
quotes-clm@saint-gobain.com

India (+91) 80 46978888
pplindia.hc@saint-gobain.com

Japan (+81) 3 6256 9703
ls-japan@saint-gobain.com

Korea (+82) 2 6098 0180
LS-Korea@saint-gobain.com

Southeast Asia (+66) 38 667 800
cs.sgplsea@saint-gobain.com

Taiwan (+886) 2 2503 4201
Taiwan.ppl@saint-gobain.com

United States (+1) 800-833-5661
gardengrovequoteteam@saint-gobain.com

All Other Regions
www.furon.com

NOTE: This document is intended to provide information about the product to enable you to consider whether generally the Product meets your application need and is not intended to provide product specification. This document should not be considered a Product warranty or guaranty. To the extent this document mentions any tests done by Saint-Gobain, such tests are done under controlled laboratory circumstances and hence other factors in your use and application may impact such values. Saint-Gobain strongly recommends that you conduct practical tests simulating the conditions of your application to ensure that the product meets your requirements for your specific application

Furon® and Grab Seal™ are registered trademarks of Saint-Gobain Performance Plastics.

WARRANTY: Saint-Gobain warranties that the Product will meet specifications at the time of delivery and honor such warranty claims for a period of 30 months after delivery. In the event that you are a distributor purchasing Saint-Gobain Product, any change to specification while in your control as a result of storage conditions or otherwise may cause the above warranty to be voided. THIS IS THE EXCLUSIVE WARRANTY AND IS EXPRESSLY IN LIEU OF ANY AND ALL OTHER OBLIGATIONS, GUARANTEES, WARRANTIES AND REPRESENTATIONS. SAINT-GOBAIN DISCLAIMS ALL IMPLIED WARRANTIES OF MERCHANTABILITY AND FITNESS FOR A PARTICULAR PURPOSE.